

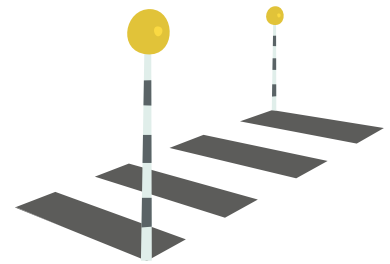
Safer Crossing Places

Types of Crossings

Official crossings are the safest place to cross the road, but still remember to always use The Green Cross Code when crossing.

Zebra Crossings

Zebra crossings have black and white stripes across the road. On the kerb at the side are black and white striped poles with flashing amber lights to warn drivers. These are called Belisha Beacons. Pedestrians must wait at the lowered kerb until all the traffic has stopped, before starting to cross.



Pelican Crossings

Pelican crossings are light controlled crossings. They have one set of lights for drivers and riders, and one set for pedestrians. Pedestrians must stop at the kerb, press the button on the wait sign. When the 'red man' light shows they must stay and wait as traffic is still passing. When the steady 'green man' shows and the traffic has stopped they can cross carefully. If the 'green man' flashes on and off they can finish crossing if they have already started – but must **not start** if it's flashing, as traffic will start moving again.

Toucan Crossings

This crossing can be used by cyclists and pedestrians together. Cyclists are shown a 'red and green bicycle' signal alongside the 'red and green man' signal for pedestrians. Toucan crossings are often used along cycle paths.




Puffin Crossings

At these crossings the buttons are lower for wheelchair users and extra time is given to cross. Crossing time is established by on-crossing pedestrian detectors.

Pegasus Crossings


At these crossings the buttons are higher for horse riders. Pegasus crossings are similar to Toucan crossings but a horse symbol appears rather than a bicycle.



Safer Crossing Places

Footbridges

These are special bridges that go high over busy roads. When pedestrians want to get from one side to the other they can walk up the slopes, or stairs across the bridge to the other side – safely away from traffic.




Subways

These are tunnels that go under busy roads, so pedestrians can go from one side to the other safely away from traffic. However, always take care using subways, don't use them when you are on your own and always make sure it is well lit.

Traffic Islands

These are 'islands' built into the middle of busy, wide roads so pedestrians can cross the road in two halves. Using The Green Cross Code pedestrians cross carefully from the kerb to the island, then stopping, looking and listening, cross the other half of the road carefully.



School Crossing Patroller

These are people who can help us to cross safely too – police and School Crossing Patrollers. Children and parents wait at the kerb until the School Crossing Patroller goes to the centre of the road with their 'lollipop' sign. When the traffic has stopped the 'lollipop' person signals to cross straight across – in front of them (never behind!)

And remember! Don't cross between parked cars if there's a safer crossing place nearby.